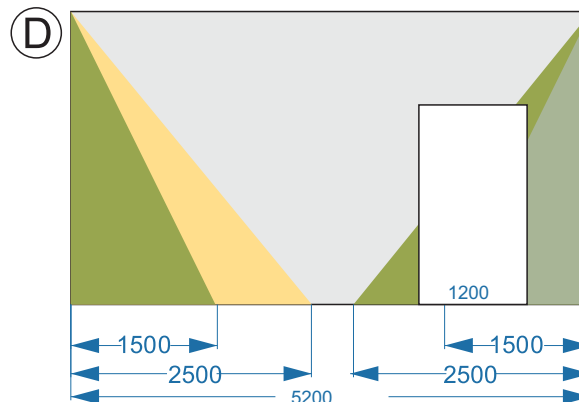
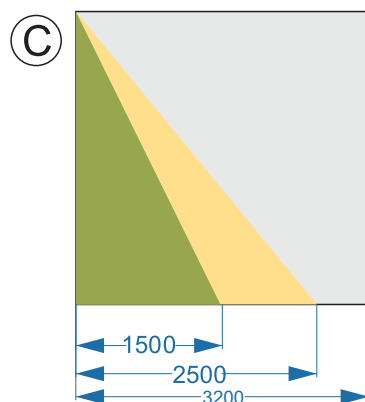
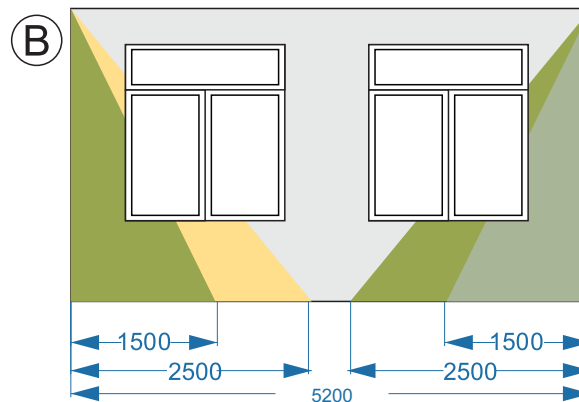
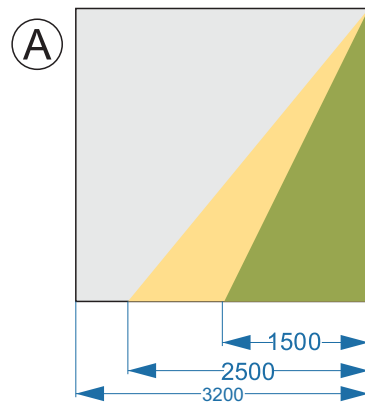


Schema de vopsire Proiect biroul psihologului



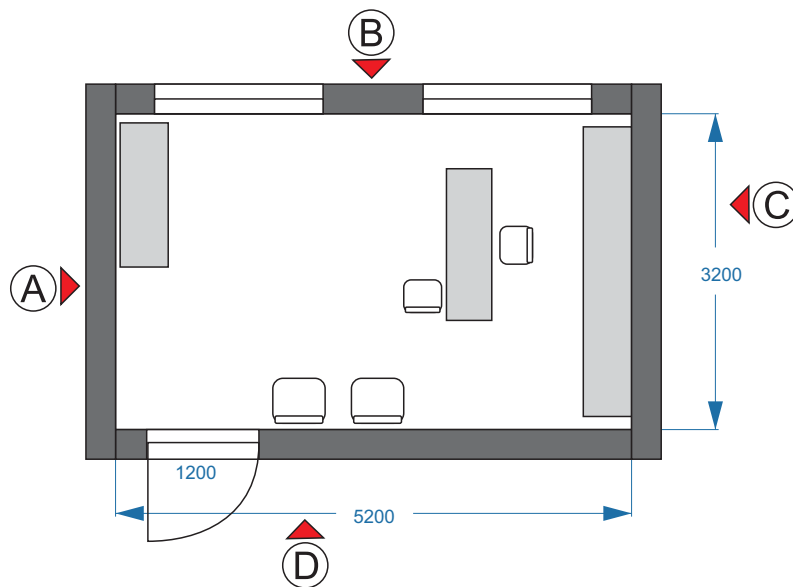
**NCS
S0530-Y**

**NCS
S1515-G60Y**

**NCS
S3020-G50Y**

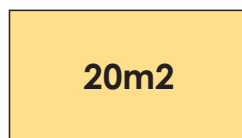
**NCS
S1502-G50Y**

**Matlatex
alb**



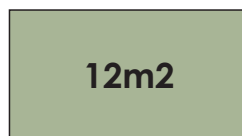
PROIECT DESIGN				
DESIGN :	ZOLOTARIOV OLEG	Schema de vopsire	PLANSA	PLANSE
		Cabinet psiholog	1	7

Schema de vopsire



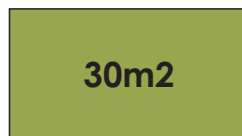
20m2

NCS
S0530-Y -7kg



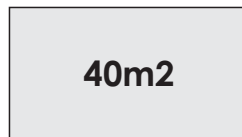
12m2

NCS
S1515-G60Y -3.5kg



30m2

NCS
S3020-G50Y -14kg



40m2

NCS
S1502-G50Y -14kg



50m2

Matlatex
alb -14kg

NCS
S1515-G60Y




NCS
S3020-G50Y



NCS
S0530-Y



NCS
S1502-G50Y



PROIECT DESIGN				
DESIGN :	ZOLOTARIOV OLEG	Schema de vopsire	PLANSA	PLANSE
		Cabinet psiholog	2	7